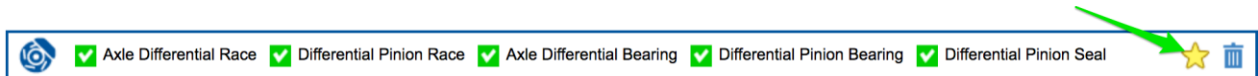


Overview

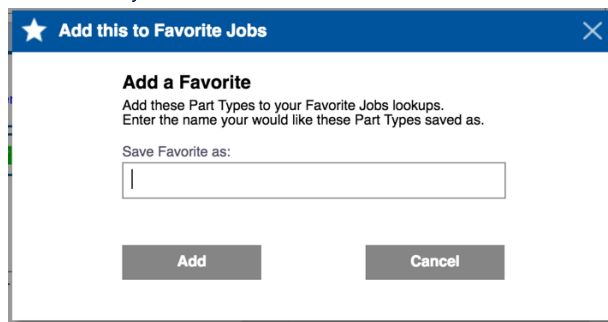
Favorite Jobs allows you to build a multi-part lookup for the most common jobs you perform- brakes, water pump & timing belt, tune-up, fleet-vehicle jobs and more.

Create a Favorite Job

To create a "Favorite Job", add any combination of Part Types to the "My Selected Parts" bar and click on the "Add to Favorite Job" icon.




A message window will display on screen prompting you to assign a name to the job. Enter the name you want associated to the job and select "Add".



Access to Favorite Jobs

Once a vehicle has been selected access to "Favorite Jobs" from the search options.

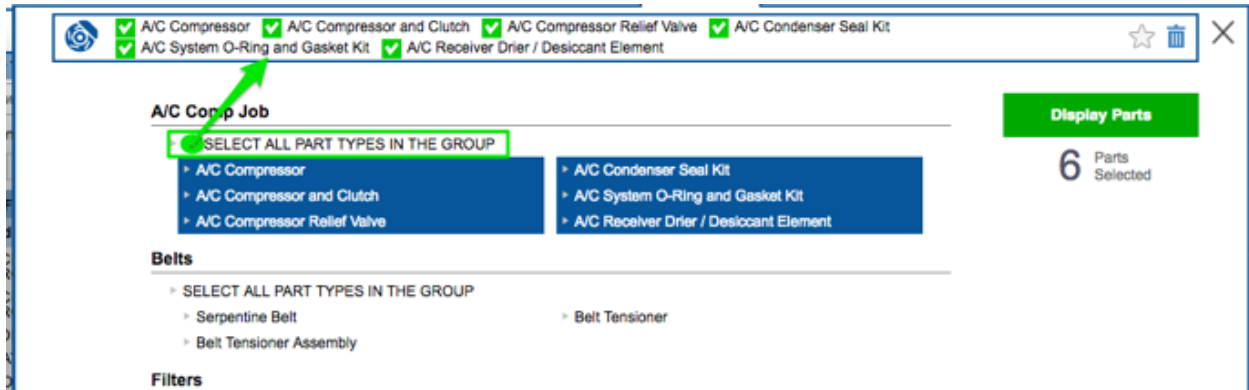


Part Type Search and Selection

Favorite Jobs are displayed alphabetically by the user assigned name. Part types are listed underneath the Job name header.

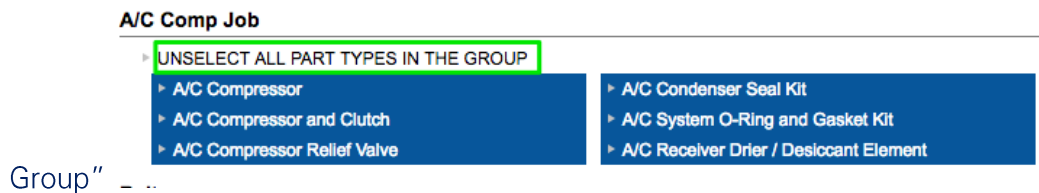
You can select a single "Part Type" from the list or click on the "Select All Part Types in the Group" link. To add all "Part Types" in the Job to the parts to "My Selected Parts" bar.

Note: Part Types that are "greyed out" are either not applicable to the selected vehicle or currently not available from the vendor.

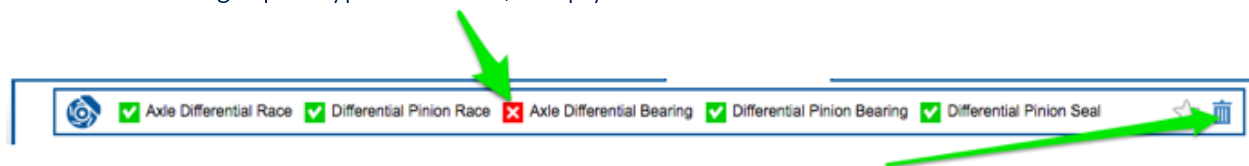


Remove a Part Type from the "My Selected Parts" bar

To remove the job part types from the "My Parts" bar, click on "Unselect all Part Types in the



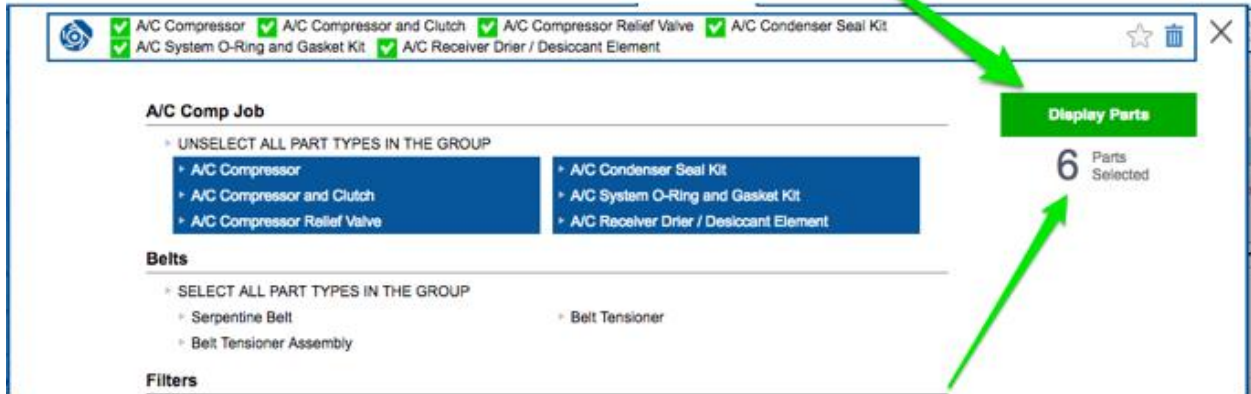
To remove a single part type selection, simply uncheck it.



To remove all Part Types from the "My Selected Parts" Bar select the "Trash" button.

Stock Check Part Types

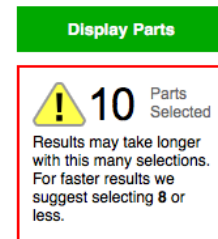
When you are ready to stock check the selected Part Types, click on "Display Parts". All Part Types added to the "My Selected Parts" bar will be submitted for price and availability.



Search Tip:

The “Parts Selected” counter is located under the “Display Parts” button and displays the total number of part types added to the “My Selected Parts” bar.

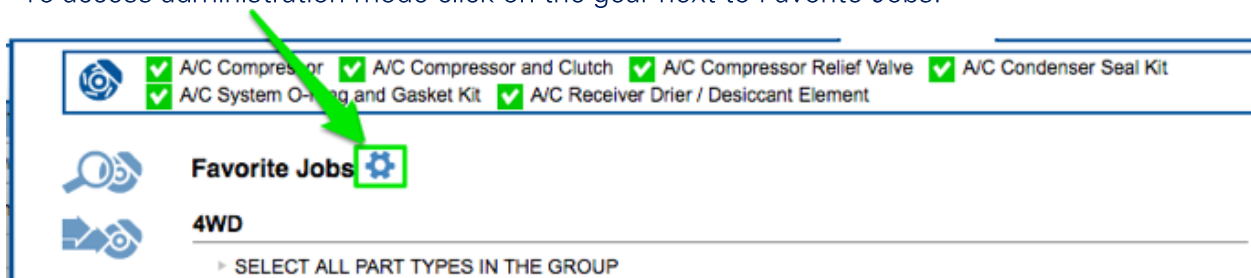
The “Parts Selected” counter will indicate when the number of Part Types added reaches a number that may impact the speed your part results are displayed. You will have the option to proceed, however your results may take longer.



Edit Favorite Jobs

“Favorite Job Administration mode” provides you with the ability to remove “Part Types” or “Jobs”.

To access administration mode click on the gear next to Favorite Jobs.



Remove a Favorite Job

To remove a “Job”, select the check box next to the Job name.

Favorite Jobs Administration Mode
You are currently in administration mode for Favorite Jobs

[+ Create New Job](#) [Save Changes](#)

4WD [+ Add More Part Types](#)

- 4WD Actuator
- 4WD Actuator Cable
- 4WD Actuator Connector
- 4WD Actuator Fork
- 4WD Actuator Fork Insert
- 4WD Switch
- LCD Relay
- LED Light Kit
- 3 Way Terminal
- 4 Way Terminal
- A/C Compressor
- 4WD Actuator Valve
- 4WD Hub Locking Solenoid
- Antenna Module
- A Pillar Trim Panel Bolt
- 12 Volt Accessory Power Outlet Cover
- 4WD Actuator Wire Harness
- 4WD Switch Connector

A/C Comp Job [+ Add More Part Types](#)

- A/C Compressor
- A/C Compressor and Clutch
- A/C Compressor Relief Valve
- A/C Condenser Seal Kit
- A/C System O-Ring and Gasket Kit
- A/C Receiver Drier / Desiccant Element

Belts [+ Add More Part Types](#)

- Serpentine Belt
- Belt Tensioner Assembly
- Belt Tensioner

- Click "Save Changes" at the top to continue and the Job will be removed from Favorites.
- Click "X" to cancel your selection and return to the Favorite Job Administration Mode

Favorite Jobs Administration Mode
You are currently in administration mode for Favorite Jobs

[+ Create New Job](#) [Save Changes](#) [X](#)

4WD [+ Add More Part Types](#)

- 4WD Actuator
- 4WD Actuator Cable
- 4WD Actuator Connector
- 4 Way Terminal
- A/C Compressor
- 4WD Actuator Valve

- You can edit the Job name.
- You can add new parts by clicking the Add More Part Types button
 - Then select your new parts and click the "+" button at the top of the page.

Favorite Job Parts A/C Accumulator Bolt [+](#) [Clear](#) [X](#)

A/C Comp Job v2 - Select Part Types to add to this Job

Remove a Part Type from a Favorite Job

To remove a single Part Type from a Job, select the check box next to the Part Type you would like to remove.

A/C Comp Job

- A/C Compressor
- A/C Compressor and Clutch
- A/C Compressor Relief Valve**

Be sure to click Save Changes at the top of the page.

Favorite Jobs Administration Mode
You are currently in administration mode for Favorite Jobs

[+ Create New Job](#) [Save Changes](#)

